




GLOBALMAX 1508




ALL-NEW

GlobalMAX 1508 JetMachining Center


The all new GlobalMAX 1508 JetMachining Center raises the bar for what you expect from an essentially featured waterjet. Compact and simple, yet still powerful and versatile, the GlobalMAX 1508 was developed, tested, and built in keeping with the OMAX philosophy of reliability and ease of use. Manufactured alongside our OMAX and MAXIEM JetMachining Centers at the OMAX facility in Kent, Washington, the GlobalMAX 1508 utilizes innovations and proven technologies to deliver dynamic performance while operating as efficient as possible. The GlobalMAX 1508 delivers world class waterjet capabilities without compromise to customers in any industry.

INTELLIGENCE




- Intelli-MAX Global software uses our 4th generation cutting model to deliver the fast and efficient cutting
- Intelli-MAX software is easy to use; operators can learn to import, draw and cut parts in one day

PERFORMANCE



- Innovative Omega Drive System provides smoother transition from rotary motion to linear motion compared to traditional rack and pinion drive systems
- Omega Drive tooth engagement minimizes backlash and improves reliability
- Drive system requires no lubrication which can attract and retain garnet

POWER



- GlobalMAX pumps feature OMAX direct drive technology proven in thousands of installations worldwide
- The highly efficient GlobalMAX pumps convert over 85% electrical power to pure cutting power

GLOBALMAX 1508

MACHINE DIMENSIONS

Footprint (without controller)	5'3" x 12'0" (1.600 m x 3.660 m)
Weight (tank empty)	3,100 lb (1,406 kg)
Height (with whip plumbing)	8'0" (2.44 m)
Operating Weight (with water in tank)	5,300 lb (2,404 kg)

WORK ENVELOPE

X-Y Cutting Travel ¹	2'7" x 5'0" (800 mm x 1,525 mm)
Z-Axis Travel ¹	5" (125 mm)
Table Size	2'10" x 5'5" (864 mm x 1,645 mm)

PUMP DESCRIPTION

Output Pressure	45,000 psi (3,100 bar)
Orifice ²	20 HP: 0.012" (0.30 mm) 30 HP: 0.015" (0.38 mm)
Flow Rate ²	20 HP: 0.62 gpm (2.35 lpm) 30 HP: 0.96 gpm (3.63 lpm)
Dimensions	4'5" x 2'7" x 3'6" (1.334 m x 0.787 m x 1.067 m)

¹ Optional accessories may reduce cutting travel.

² Recommended maximum orifice size. Smaller orifice sizes have a corresponding lower flow rate.



STANDARD MODEL SPECIFICATIONS

Maximum Supported Material Load	100 lb/ft ² (488 kg/m ²)
Speed	500 in/min (12,700 mm/min)

DRIVE DESCRIPTION

- Lubricant-free zero maintenance Omega drive system
- Closed loop, brushless servo motors
- Anodized drive system components for long life

OPTIONAL ACCESSORIES

- Terrain Follower for Uneven Material Cutting
- Pneumatic Drill
- Laser Feature Finder
- Air & Water Spray Down Kit
- Bulk Abrasive Feed Hopper
- Tank Armor Plating
- Honeycomb Sheet Cutting Bed for Small Part Cutting
- Water Treatment System



ABOUT OMAX

OMAX is the global total solutions provider in advanced abrasive waterjet systems. Our intuitive Intelli-MAX Software Suite simplifies programming and reduces setup times, increasing your productivity. OMAX engineers continue to innovate technology for abrasive waterjet machining, from proven 4th generation pump designs to cutting edge drive systems with micron-level accuracy. With the largest abrasive waterjet support network in the world, OMAX continues to shape the future of waterjets.

To see how an OMAX abrasive waterjet system can save you time and money, call or visit our website and request a free part analysis today.



WWW.OMAX.COM

Made in the USA

OMAX CORPORATION

21409 72nd Avenue South

Kent, WA 98032

TEL 1-253-872-2300 / 1-800-838-0343

